

**HBSB-SS**

**3 Piece Stainless Steel Ball Valves**

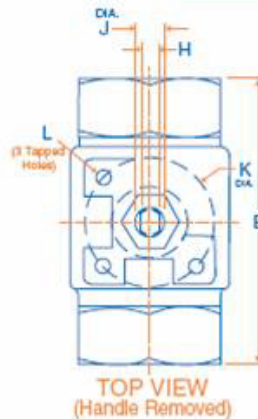
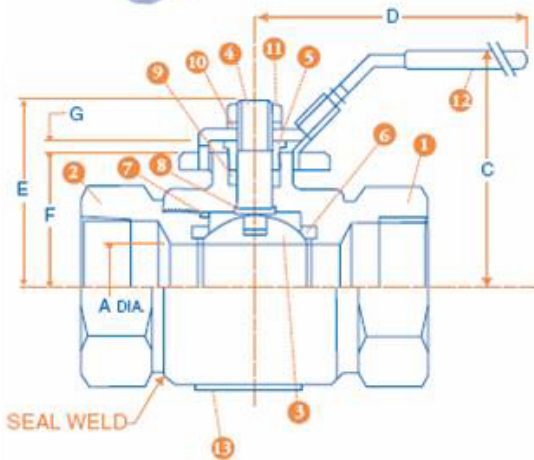


*Higher pressure ratings also available, please call*

**Features**

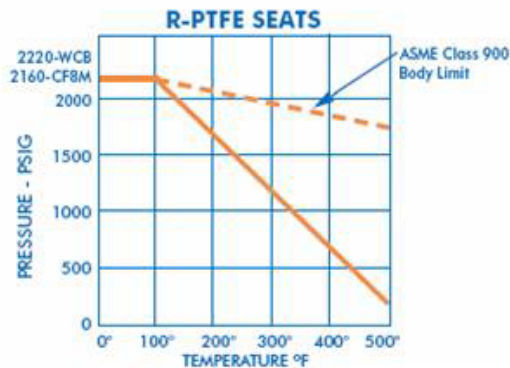
- Seal Welded Construction
  - Available in WCB Carbon Steel with 316SS Trim, or Full CF8M/316Stainless
  - 2160WOG Rating on CF8M, 2220WOG on WCB
  - Fully Compliant with ASME B16.34 Class 900
  - All Models are NACE MR-01-75 Compliant
  - All Models are API 607 Fourth Edition Fire Safe
  - Fully Compliant with API608
- The Ultimate Valve for Safe High Pressure Service!

RATINGS	
2220 PSIG @100F WATER, OIL, GAS (WCB)	
2160 PSIG @100F WATER, OIL, GAS (CF8M)	
250 PSIG SAT. STEAM	



**MATERIALS OF CONSTRUCTION**

PART	DESCRIPTION	STANDARD MATERIAL
1	BODY	CF8M or WCB
2	TAILPIECE	CF8M or WCB
3	BALL	ASTM A276 GR. 316 SS
4	STEM	ASTM A276 GR. 316 SS
5	PACKING NUT	ASTM A276 GR. 316 SS
6	SEATS (2)	R-PTFE
7	TAILPIECE SEAL	GRAPHITE
8	THRUST WASHER	PTFE
9	STEM PACKING	GRAPHITE
10	LOCK WASHER	304 SS
11	HANDLE NUT	304 SS
12	HANDLE ASSY.	304 SS
13	NAME PLATE	300 SS



**DIMENSIONS, WEIGHTS, CV FACTORS & MAXIMUM OPERATING TORQUE**

SIZE	A	B	C	D	E	F	G	H	J	K	L	ISO	WEIGHT	Cv	MAX. TORQUE
										DIA	( $\beta$ IMPD HOLD)	MTDN	LS.		(R-PTFE)
1/4"-3/8"	.43	2.65	2.23	5.04	1.53	.78	.35	.20	.31	1.42	1/4"-20 UNC	F03	1.0	10	40 in-lb
1/2"	.43	2.65	2.23	5.04	1.53	.78	.35	.20	.31	1.42	1/4"-20 UNC	F03	1.0	16	75 in-lb
3/4"	.59	3.08	2.72	5.75	2.06	1.03	.43	.28	.44	1.65	1/4"-20 UNC	F04	1.8	27	120 in-lb
1"	.81	3.54	2.87	5.75	2.33	1.34	.40	.28	.44	1.65	1/4"-20 UNC	F04	2.5	42	140 in-lb
1-1/4"	1.00	4.01	3.47	7.36	2.76	1.61	.45	.35	.56	1.97	1/4"-20 UNC	F05	3.9	52	250 in-lb
1-1/2"	1.25	4.26	3.69	7.36	2.98	1.83	.45	.35	.56	1.97	1/4"-20 UNC	F05	5.5	80	350 in-lb
2"	1.50	4.94	3.93	7.36	3.18	2.00	.47	.35	.56	1.97	1/4"-20 UNC	F05	8.5	115	420 in-lb