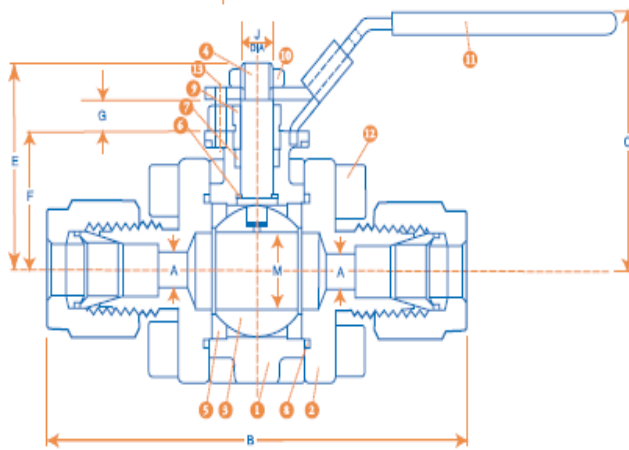
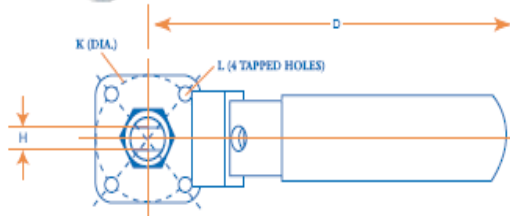


HBM3-SS

Actuated Compression End service Ball Valve

Features

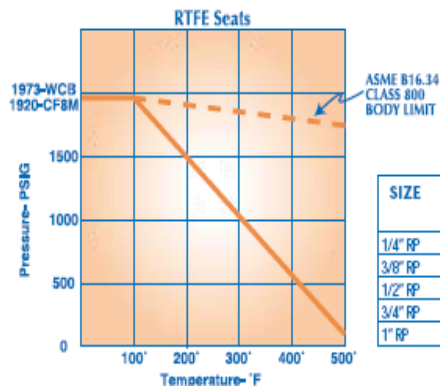
- 3-Piece, 8-Bolt construction provides superior high pressure performance and ASME B16.34 compliance
- Fire safe to API 607 4th Edition & ISO 10497
- ISO 5211 4-Bolt actuator mounting pad
- API 608 compliant
- NACE MR01-75 Rev 2000 compliant
- Standard 304SS latch lock handles
- Standard ASTM A193 grade B8 stainless bolts
- TFM seats provide superior high temperature performance and chemical resistance
- PEEK seats and seals available



RATINGS
 CF8M with 316SS Trim: 1920PSIG @ 100F
 250PSIG Saturated Steam Rating

MATERIALS OF CONSTRUCTION (STD)

PART	QTY.	DESCRIPTION	STANDARD MATERIAL
1	1	BODY	ASTM A351 GR CF8M
2	2	TAILPIECE	ASTM A351 GR CF3M
3	1	BALL	ASTM A276 GR 316 OR CF8M
4	1	STEM	ASTM A276 GR 316 OR CF8M
5	2	SEAT	TFM (RTFE)
6	1	THRUST WASHER	TFM (RTFE)
7	1	PACKING SET	GRAPHITE
8	2	BODY SEAL	GRAPHITE
9	1	PACKING NUT	ASTM A276 GR 316 SS
10	1	HANDLE NUT	304SS
11	1	HANDLE ASSY	304SS
12	8	BODY BOLT	A193 B8(M2-SS)
13	1	HANDLE STOP	304SS



DIMENSIONS, WEIGHTS, CV FACTORS & MAXIMUM OPERATING TORQUE

SIZE	A (PORT)	B NO NUTS	B WITH NUTS	C	D	E	F	G	H	J	K DIA	L	M BALL PORT	ISO PATTERN	WT. LBS.	CV	Torque RTFE IN-LBS	Torque PEEK IN-LBS
1/4" RP	0.15	2.60	3.19	2.5	4.0	1.71	1.08	.30	0.197	0.31	1.42	1/4"-20UNC	.43	F03	1.7	1.0	100	130
3/8" RP	0.24	2.60	3.19	2.5	4.0	1.71	1.08	.30	0.197	0.31	1.42	1/4"-20UNC	.43	F03	1.7	2.5	100	130
1/2" RP	0.41	3.26	4.04	2.5	4.0	1.71	1.08	.30	0.197	0.31	1.42	1/4"-20UNC	.43	F03	1.8	7.5	100	130
3/4" RP	0.57	3.26	4.04	2.6	4.0	1.83	1.24	.30	0.197	0.31	1.42	1/4"-20UNC	.57	F03	2.2	18.0	200	250
1" RP	0.81	4.39	5.36	3.0	4.8	2.34	1.50	.37	0.276	0.40	1.65	1/4"-20UNC	.81	F04	3.8	40.0	230	300